

(Date, Trx) List Editor

This editor allows you to create or edit a transaction list base on the date, value and type of transaction. To show it, tap the [**Utilities**] button in the Main Menu and from the “> **Editors**” submenu, select the “**(Date, Trx) List**” item.

(Date,Transaction) List Editor

Close List ► Help-Acc Save

#	Date	Value	Type
0	Dec 20, 2018	10,00%	Compound (360d)
1	Dec 20, 2018	-10.000,00	Cash Out
2	Jun 15, 2019	1.000,00	Cash In
3	Aug 14, 2019	2.000,00	Cash In
4	Jan 23, 2020	3.000,00	Cash In
5	Jul 17, 2021	4.000,00	Cash In
Σ	---	10,00	---

< January > < 2,020 >

SUN	MON	TUE	WED	THU	FRI	SAT
			1	2	3	4
5	6	7	8	9	10	11
12	13	14	15	16	17	18
19	20	21	22	23	24	25
26	27	28	29	30	31	

Add Delete

(Date,Transaction) List Editor

Close List ► Help-Acc Save

#	Date	Value	Type
0	Dec 20, 2018	10,00%	Compound (360d)
1	Dec 20, 2018	-10.000,00	Cash Out
2	Jun 15, 2019	1.000,00	Cash In
3	Aug 14, 2019	2.000,00	Cash In
4	Jan 23, 2020	3.000,00	Cash In
5	Jul 17, 2021	4.000,00	Cash In
Σ	---	10,00	---





Transaction Type Interest Definition

CF\$ i% Type ► Compound Apply ► All Bal Days ► 360

7	8	9	←
4	5	6	+/-
1	2	3	E
0	.	Enter	

Add Delete

(Date, Transaction) List Editor Actions

<p>[ List ▶]</p> <p> New</p> <p> Name...</p> <p>> Load</p> <p> Delete</p>	<p>Long touch to show the actions menu.</p> <p>Clears the editor to enter a new transactions list.</p> <p>Shows an input form to enter the list name.</p> <p>Shows a submenu to load a previously saved list.</p> <p>Delete the current list.</p>
<p>[Close]</p>	<p>Close the Editor.</p>
<p>[Save]</p>	<p>Save the list and close the editor.</p>
<p>[Add]</p>	<p>Add a new transaction to the list</p>
<p>[Delete]</p>	<p>Remove the selected transaction from the list.</p>
<p>Type [CF\$]</p>	<p>Select Cash Flow Value type.</p>
<p>Type [i%]</p>	<p>Select Interest rate transaction type.</p>
<p>Interest Definition:</p> <p>[Type ▶]</p> <p>Compound Interest</p> <p>Simple Interest</p> <p>[Apply ▶]</p> <p>All Balances</p> <p>Positive Balances</p> <p>Negative Balances</p> <p>[Days ▶]</p> <p>1, 30, 60, 90, 120, 180, 360 or 365 days</p>	<p>Shows a menu to set the Interest rate characteristics.</p> <p>Show the Type submenu:</p> <p>Apply compound interest to daily balance.</p> <p>Apply simple interest to daily balance</p> <p>Select to apply the daily interest rate to:</p> <p>Positive and negative daily balance.</p> <p>Negative daily balance only.</p> <p>Positive daily balance only.</p> <p>Shows the number of days submenu:</p> <p>Select the number of days of the interest rate definition to calculate the daily interest to be applied.</p>
<p>[Enter]</p>	<p>Enter the value to the list (Date or Value and Type).</p>

Example:

On December 20, 2018, you loaned your brother \$ 10,000.0, at 10% nominal interest rate based in 360 days. To date, he has paid you the following:

Jun-15, 2019: \$1000.

Aug-14, 2019: \$2000.



Jan-23, 2020: \$3000.



Jul-17, 2021: \$4000.

Create a list with the above transactions and name it “Help-Acc”

Solution:

With the “(**Date, Transaction**) List” editor view already in the screen, follow the next sequence:

Keystroke	Description
[ Name ►]  New	Clears the list.
[Add] Set [i%] Set date to Dec 20, 2018 [Enter] Set “Interest” to [Compound] Set “Apply to...” [All Balances] Set “Days” to [360] Type 10 [Enter]	Adds a new empty transaction entry of 10% compound interest rate at 360 days basis to be applied from Dec 20,2018 to All Balances (positives and negatives).
[Add] Set [CF\$] Set date to Dec 20, 2018 [Enter] 10000 [+/-] [Enter]	Adds a new Cash Flow transaction of -\$10,000 in “ Dec 20, 2018 ”.
[Add] Set [CF\$] Set date to Jun 15, 2019 [Enter] 1000 [Enter]	Adds a new Cash Flow transaction of \$1,000 in Jun 15, 2019 .
[Add] Set [CF\$] Set date to Ago 14, 2019 [Enter] 2000 [Enter]	Adds a new Cash Flow transaction of \$2,000 in Ago 14, 2019 .
[Add] Set [CF\$] Set date to Jan 23, 2020 [Enter] 3000 [Enter]	Adds a new Cash Flow transaction of \$3,000 in Jan 23, 2020 .

Keystroke	Description
<p>[Add] Set [CF\$] Set date to Jul 17, 2021 [Enter] 4000 [Enter]</p>	<p>Adds a new Cash Flow transaction of \$4,000 in Jul 17, 2021.</p>
<p>[ Name: Untitled ►]  Name...</p>	<p>Shows the Name Input form to name the list.</p>
<p>Type “Help-Acc” [Done]</p>	<p>Name the list “Help-Acc” as required.</p>
<p>[Save]</p>	<p>Save the list and close the editor.</p>

Once finished, the “Help-Acc” list is ready to be used in the “**Account Balance**” tool in the “**Finance**” main menu.