

(Date, Value) List Editor

This editor allows you to create or edit a list of cash flows according to the date they occurred; the **(Date, Value)** list. To show it, tap the **[Utilities]** button in the Main Menu and from the “> Editors” submenu, select the “(Date, Value) List” item.

(Date, CF) List Editor

Close Name: Example ▶ Save

#	Date	Cash Flow
0	Dic. 20, 2021	-180,000.00
1	Abr. 18, 2022	25,000.00
2	Feb. 13, 2023	33,000.00
3	Abr. 16, 2024	45,000.00
4	Abr. 14, 2025	50,000.00
5	Jul. 16, 2026	60,000.00
Σ	---	33,000.00

< Abril > < 2,022 >

DOM	LUN	MAR	MIÉ	JUE	VIE	SÁB
					1	2
3	4	5	6	7	8	9
10	11	12	13	14	15	16
17	18	19	20	21	22	23
24	25	26	27	28	29	30

Add Delete

(Date, CF) List Editor

Close Name: Example ▶ Save

#	Date	Cash Flow
0	Dic. 20, 2021	-180,000.00
1	Abr. 18, 2022	25,000.00
2	Feb. 13, 2023	33,000.00
3	Abr. 16, 2024	45,000.00
4	Abr. 14, 2025	50,000.00
5	Jul. 16, 2026	60,000_
Σ	---	33,000.00





7 8 9 ←

4 5 6 +/-

1 2 3 E

0 . Enter

Add Delete

Editor Actions	
[ Name ▶]	Long touch to show the actions menu.
 New	Clears the editor to create a new “(Date, Transaction) List”.
 Name...	Shows a pop-up view to name the list for save.
> Load	Shows a submenu to load a previously saved list.
 Delete	Delete the current list.
[Close]	Close the Editor discarding all changes.
[Save]	Save the list and close the editor.
[Add]	Adds a new (Date, CF) entry to the list
[Delete]	Remove the selected (Date, CF) from the list.
[Enter]	Enter the value to the list (Date or Cash Flow).



Example:


Considering an investment opportunity with the following estimated cash flows schedule:

Date	Cash Flow	Date	CashFlow
Dec 20, 2021	-180,000	Apr 16, 2024	45,000
Apr 18, 2022	25,000	Apr 14, 2025	50,000
Feb 13, 2023	33,000	Jul 16, 2026	60,000

Create list with the above cash flows and save it with the name “Example”

Solution:

Keys	Comment
[ Name ▶]  New	Clears the list.
[Add] Set Date to Dec 20, 2021 [Enter] Type 180000 [+ / -] [Enter]	Adds a new Cash Flow of -\$180,000 in “ Dec 20, 2021 ”.

Keys	Comment
[Add] Set Date to Apr 18, 2022 [Enter] Type 25000 [Enter]	Adds a new Cash Flow transaction of \$25,000 in “ Apr 18, 2022 ”.
[Add] Set Date to Feb 13, 2023 [Enter] Type 33000 [Enter]	Adds a new Cash Flow transaction of \$33,000 in “ Feb 13, 2023 ”.
[Add] Set Date to Apr 16, 2024 [Enter] Type 45000 [Enter]	Adds a new Cash Flow transaction of \$45,000 in “ Apr 16, 2024 ”.
[Add] Set Date to Apr 14, 2025 [Enter] Type 50000 [Enter]	Adds a new Cash Flow transaction of \$50,000 in “ Apr 14, 2025 ”.
[Add] Set Date to Jul 16, 2026 [Enter] Type 60000 [Enter]	Adds a new Cash Flow transaction of \$60,000 in “ Jul 16, 2026 ”.
[📁 Name ▶]  Name...	Shows a Name entry view to name the list
Type “Example” [Done]	Name the list “Example”
[Save]	Save the list and close the editor

Once finished, the “Example” list is ready to be used in the “**Unequal Periods**” tool of the “**Cash Flows**” menu.